

06/29/07 UNINCORPORATED		BROWARD COUNTY FIRE		P#-TAEMSDBF					
CLASS	RATE	# OF	TAX BASE	TAXES	#-EX	EX BASE	TOTAL	TOTAL BASE	
R RESIDENTIAL	196.00	3,402	3,971	778,316.00	36	47	3,438	4,018	
M MULTI FAMILY	196.00	114	630	123,480.00			114	630	
T TRAVEL TRAILER LOTS					7	7	7	7	
L VACANT LOTS	8.00	696	703	5,624.00	373	390	1,069	1,093	
A ACREAGE	34.00	48	573	19,482.00	457	499,525	505	500,098	
O OFFICE	26.00	12	31,243	8,123.18			12	31,243	
C COMMERCIAL	26.00	165	573,017	148,984.42	4	20,390	169	593,407	
W WAREHOUSE-INDUSTRIAL	3.20	81	1,056,522	33,808.74	6	276,922	87	1,333,444	
I INSTITUTIONAL	14.00	10	74,254	10,395.56	75	1,297,197	85	1,371,451	
D EVERGLADES					1	53,801	1	53,801	
V COMMON AREAS					9	17	9	17	
		5,544		1,128,213.90					

06/29/07 BROWARD COUNTY TOTAL		BROWARD COUNTY FIRE		P#-TAEMSDBF					
CLASS	RATE	# OF	TAX BASE	TAXES	#-EX	EX BASE	TOTAL	TOTAL BASE	
R RESIDENTIAL	196.00	3,402	3,971	778,316.00	36	47	3,438	4,018	
M MULTI FAMILY	196.00	114	630	123,480.00			114	630	
T TRAVEL TRAILER LOTS					7	7	7	7	
L VACANT LOTS	8.00	696	703	5,624.00	373	390	1,069	1,093	
A ACREAGE	34.00	48	573	19,482.00	457	499,525	505	500,098	
O OFFICE	26.00	12	31,243	8,123.18			12	31,243	
C COMMERCIAL	26.00	165	573,017	148,984.42	4	20,390	169	593,407	
W WAREHOUSE-INDUSTRIAL	3.20	81	1,056,522	33,808.74	6	276,922	87	1,333,444	
I INSTITUTIONAL	14.00	10	74,254	10,395.56	75	1,297,197	85	1,371,451	
D EVERGLADES					1	53,801	1	53,801	
		5,544		1,128,213.90					




CLASS	RATE	# OF	TAX BASE	TAXES	#-EX	EX BASE	TOTAL	TOTAL BASE
R RESIDENTIAL	67.95	8,700	9,559	649,534.05			8,700	9,559
M MULTI-FAMILY	61.16	11,006	13,732	839,849.12			11,006	13,732
T TRAV. TRLR. LOTS	33.96	8	1,203	40,853.88			8	1,203
S SPEC./ COMB. USES		9		134,842.99				
COMMERCIAL								
< 1,999	341.87	56	75,252	19,144.72			56	75,252
< 2,999	685.15	13	33,008	8,906.95	1	2,542	14	35,550
< 3,999	1,028.43	2	6,095	2,056.86			2	6,095
< 4,999	1,371.70	11	49,119	15,088.70			11	49,119
< 5,999	1,713.58	6	31,572	10,281.48			6	31,572
< 6,999	2,055.45	3	19,526	6,166.35			3	19,526
< 7,999	2,398.72	4	29,013	9,594.88			4	29,013
< 8,999	2,742.00	1	8,458	2,742.00			1	8,458
< 14,999	3,427.15	11	141,097	37,698.65			11	141,097
< 19,999	5,140.73	6	99,504	30,844.38			6	99,504
< 24,999	6,854.29	2	45,500	13,708.58			2	45,500
< 29,999	8,567.84	1	25,538	8,567.84			1	25,538
< 34,999	10,282.85	2	66,417	20,565.70			2	66,417
< 39,999	11,996.43	2	77,871	23,992.86			2	77,871
< 44,999	13,709.99	2	81,525	27,419.98			2	81,525
< 69,999	20,564.27	4	256,925	82,257.08			4	256,925
< 89,999	27,419.97	2	171,198	54,839.94			2	171,198
< 119,999	34,274.26	4	450,427	137,097.04			4	450,427
< 139,999	41,128.55	1	126,797	41,128.55			1	126,797
< 299,999	85,685.65	1	262,285	85,685.65			1	262,285
OFFICE								
< 4,999	1,371.70	1	4,100	1,371.70			1	4,100
< 9,999	3,085.33	1	9,067	3,085.33			1	9,067
< 14,999	3,427.15	2	24,974	6,854.30			2	24,974
< 19,999	5,140.73	1	16,514	5,140.73			1	16,514
< 34,999	10,282.85	1	32,853	10,282.85			1	32,853
< 39,999	11,996.43	1	36,781	11,996.43			1	36,781
< 44,999	13,709.99	1	41,181	13,709.99			1	41,181
WAREHOUSE								
< 1,999	46.81	4	3,362	187.24			4	3,362
< 2,999	93.63	1	2,400	93.63			1	2,400
< 3,999	140.43	1	3,980	140.43			1	3,980
< 5,999	234.05	9	47,309	2,106.45			9	47,309
< 8,999	374.50	2	16,970	749.00			2	16,970
< 9,999	422.72	1	9,376	422.72			1	9,376
< 24,999	939.06	2	47,912	1,878.12			2	47,912
< 29,999	1,173.12	1	29,769	1,173.12			1	29,769
< 39,999	1,642.65	2	71,842	3,285.30			2	71,842
< 44,999	1,876.69	1	42,192	1,876.69			1	42,192
< 49,999	2,110.76	4	188,841	8,443.04			4	188,841
< 59,999	2,346.23	3	164,662	7,038.69			3	164,662
< 69,999	2,815.76	1	64,150	2,815.76			1	64,150
< 79,999	3,283.87	1	70,304	3,283.87	1	73,060	2	143,364
< 89,999	3,753.41	1	86,456	3,753.41			1	86,456
< 99,999	4,222.94	1	98,672	4,222.94			1	98,672
< 119,999	4,692.46	1	100,798	4,692.46			1	100,798
< 199,999	8,445.85	1	194,160	8,445.85			1	194,160
INSTITUTIONAL								
< 2,999	685.15				1	2,209	1	2,209

<	3,999	1,028.43				2	1,212	<	1,212
<	5,999	1,713.58				1	5,656	1	5,656
<	6,999	2,055.45				2	12,802	2	12,802
<	8,999	2,742.00	1	8,189	2,742.00	1	8,866	2	17,055
<	9,999	3,085.33				1	9,611	1	9,611
<	14,999	3,427.15				1	14,708	1	14,708
<	24,999	6,854.29				1	20,510	1	20,510
<	69,999	20,564.27	1	67,137	20,564.27			1	67,137
<	299,999	85,685.65				1	291,908	1	291,908
<	449,999	137,097.03				1	431,740	1	431,740

COCONUT CREEK	19,918			2,433,224.55					
VACANT LOTS	394								
VACANT ACREAGE	83								
COMMON AREAS	343								
MISC. EXEMPT									
GVMT. EXEMPT	26								
MISC. EXEMPT	4								

	CLASS	RATE	# OF	TAX BASE	TAXES	#-EX	EX BASE	TOTAL	TOTAL BASE
R	RESIDENTIAL	64.33	9,639	9,652	620,913.16			9,639	9,652
M	MULTI-FAMILY	61.12	96	218	13,324.16			96	218
T	TRAV. TRLR. LOTS	32.17	1	1	32.17			1	1
	COMMERCIAL								
<	1,999	121.60	53	54,593	6,444.80			53	54,593
<	2,999	243.19	10	25,535	2,431.90			10	25,535
<	3,999	363.65	9	30,393	3,272.85			9	30,393
<	4,999	485.24	5	23,384	2,426.20			5	23,384
<	5,999	606.84	3	16,017	1,820.52			3	16,017
<	6,999	728.44	1	6,432	728.44			1	6,432
<	8,999	970.49	1	8,343	970.49			1	8,343
<	9,999	1,092.08	1	9,442	1,092.08			1	9,442
<	14,999	1,213.68	4	53,145	4,854.72			4	53,145
<	19,999	1,820.51	1	16,077	1,820.51			1	16,077
<	24,999	2,427.35	1	23,728	2,427.35			1	23,728
<	29,999	3,034.19	1	28,730	3,034.19			1	28,730
<	49,999	5,461.54	1	48,918	5,461.54			1	48,918
<	59,999	6,068.38	1	56,968	6,068.38			1	56,968
<	69,999	7,282.06	1	60,794	7,282.06			1	60,794
<	89,999	9,709.40	1	85,260	9,709.40			1	85,260
<	119,999	12,136.75	3	325,803	36,410.25			3	325,803
<	139,999	14,564.10	1	128,363	14,564.10			1	128,363
<	159,999	16,991.45	1	145,588	16,991.45			1	145,588
<	199,999	21,846.16	1	189,683	21,846.16			1	189,683
	OFFICE								
<	2,999	243.19	1	2,964	243.19			1	2,964
<	14,999	1,213.68	1	11,335	1,213.68			1	11,335
<	19,999	1,820.51	1	19,972	1,820.51			1	19,972
<	39,999	4,247.87	1	35,412	4,247.87			1	35,412
<	59,999	6,068.38	1	52,233	6,068.38			1	52,233
	WAREHOUSE								
<	1,999	6.82	3	2,270	20.46	2	2,989	5	5,259
<	14,999	70.45	1	13,200	70.45			1	13,200
<	24,999	140.92	1	24,225	140.92			1	24,225
<	29,999	176.15	1	27,165	176.15			1	27,165
<	39,999	246.60	1	37,528	246.60			1	37,528
<	119,999	704.57	2	221,835	1,409.14			2	221,835
	INSTITUTIONAL								
<	1,999	250.01				2	2,675	2	2,675
<	2,999	501.16	1	2,604	501.16	2	5,067	3	7,671
<	3,999	751.16				1	3,838	1	3,838
<	4,999	1,001.17				1	4,469	1	4,469
<	5,999	1,252.31				1	5,408	1	5,408
<	6,999	1,502.32				2	13,067	2	13,067
<	7,999	1,752.32				3	22,885	3	22,885
<	8,999	2,002.33	1	8,014	2,002.33	1	8,012	2	16,026
<	9,999	2,253.48				2	19,468	2	19,468
<	14,999	2,503.49				5	62,694	5	62,694
<	19,999	3,755.81				1	17,688	1	17,688
<	29,999	6,259.30				1	26,817	1	26,817
<	39,999	8,762.78	1	35,057	8,762.78			1	35,057
<	44,999	10,013.95				1	44,188	1	44,188
<	79,999	17,524.43				1	75,513	1	75,513
	OVERIDE TAXES		2	828.00					
	COOPER CITY	9,881		811,678.50					

VACANT LOTS	337
VACANT ACREAGE	36
COMMON AREAS	257
SPEC / COMB	
GVMT. EXEMPT	12
MISC. EXEMPT	6



1

007/17/07 CORAL SPRINGS FIRE FILE CREATE P#-TAFIRECS

0	CLASS	RATE	# OF	TAX BASE	TAXES	#-EX	EX BASE	TOTAL	TOTAL BASE
R	RESIDENTIAL	91.62	25,227	25,714	2,355,916.68			25,227	25,714
M	MULTI-FAMILY	107.26	12,577	19,634	2,105,942.84			12,577	19,634
L	VACANT LOTS					554	690	554	690
A	ACREAGE					55	22,872	55	22,872
X	GVMT. EXEMPT					587	1,862,850	587	1,862,850
Y	MISC. EXEMPT					31	461,596	31	461,596
C	COMMERCIAL	15.79	1,019	11,230,024	1,738,289.52			1,019	11,230,024
W	WAREHOUSE	2.32	119	2,375,442	54,993.28			119	2,375,442
I	INSTITUTIONAL	17.67	18	570,032	100,577.64	1	2	19	570,034
V	COMMON AREAS					546	2,779	546	2,779
-			38,960		6,355,719.96				

CLASS	RATE	# OF	TAX BASE	TAXES
R RES.	95.55	11,052	14,633	1,398,183.15
		11,052		1,398,183.15
A ACRE	31.00	906	990.36	30,549.88
S SPEC./ COMB. USES		214		491,341.25
COM.				
< 1,999	218.00	89	114,568	19,184.00
< 3,499	437.00	63	161,027	27,531.00
< 4,999	764.00	19	79,378	14,516.00
< 9,999	1,092.00	36	235,401	39,312.00
< 19,999	2,184.00	19	273,142	41,496.00
< 29,999	4,368.00	5	125,261	21,840.00
< 39,999	6,551.00	3	100,738	19,653.00
< 49,999	8,735.00	2	95,228	17,470.00
< 9,999,999	10,919.00	3	347,896	32,757.00
WHSE				
< 1,999	37.00	286	188,497	10,582.00
< 3,499	73.00	40	98,892	2,920.00
< 4,999	128.00	42	175,329	5,376.00
< 9,999	183.00	44	271,148	8,052.00
< 19,999	366.00	16	222,035	5,856.00
< 29,999	732.00	15	389,296	10,980.00
< 39,999	1,097.00	7	242,291	7,679.00
< 49,999	1,463.00	6	266,013	8,778.00
< 9,999,999	1,829.00	7	649,752	12,803.00
MED.				
< 3,499	1,747.00	1	3,176	1,747.00
< 29,999	17,470.00	1	20,199	17,470.00
EDUC				
ASMB				
< 1,999	561.00	12	15,496	6,732.00
< 3,499	1,122.00	15	38,514	16,830.00
< 4,999	1,964.00	3	14,099	5,892.00
< 9,999	2,806.00	5	34,074	14,030.00
< 19,999	5,612.00	2	26,454	11,224.00
< 9,999,999	28,062.00	1	235,136	28,062.00
HOTL				
< 3,499	435.00	5	12,930	2,175.00
< 4,999	760.00	1	4,572	760.00
< 9,999	1,086.00	6	39,689	6,516.00
< 19,999	2,173.00	1	17,235	2,173.00
< 29,999	4,346.00	1	25,241	4,346.00
< 39,999	6,518.00	2	71,937	13,036.00
< 9,999,999	10,864.00	4	471,108	43,456.00
		762		481,234.00
LAND		382		
GVMT		49		
MISC		36		
CMMN		93		
SPEC				

13,494

2,401,308.28





0011 05 014 R 403  
 0011 08 001 R 358  
 0012 02 001 R 774  
 0107 09 001 R 340  
 0118 00 003 R 364  
 0122 04 001 R 494  
 0123 07 003 R 494  
 0126 10 013 R 2,845  
 0126 18 115 D INVALID CLASS  
 0137 01 132 R 639  
 1103 01 0061 R 318

06/29/07 DAVIE FIRE CREATE

P#-TAFIREDV

CLASS	RATE	# OF	TAX BASE	TAXES
R RES.	104.00	27,809	38,637	4,018,248.00
		27,809		4,018,248.00
COM.				
< 1,999	271.00	192	185,708	52,032.00
< 3,499	541.00	61	166,722	33,001.00
< 4,999	946.00	49	209,155	46,354.00
< 9,999	1,352.00	63	445,584	85,176.00
< 19,999	2,703.00	31	420,876	83,793.00
< 29,999	5,406.00	15	359,946	81,090.00
< 39,999	8,108.00	6	219,607	48,648.00
< 49,999	10,811.00	3	136,861	32,433.00
< 59,999	13,514.00	5	277,473	67,570.00
< 69,999	16,216.00	3	191,537	48,648.00
< 79,999	18,919.00	3	221,723	56,757.00
< 89,999	21,621.00	3	249,509	64,863.00
< 9,999,999	27,027.00	8	1,011,097	216,216.00
WHSE				
< 1,999	34.00	28	33,208	952.00
< 3,499	68.00	19	49,406	1,292.00
< 4,999	118.00	15	61,716	1,770.00
< 9,999	168.00	48	362,223	8,064.00
< 19,999	336.00	32	437,019	10,752.00
< 29,999	671.00	12	312,034	8,052.00
< 39,999	1,006.00	11	385,607	11,066.00
< 49,999	1,341.00	6	279,199	8,046.00
< 59,999	1,676.00	1	50,350	1,676.00
< 69,999	2,011.00	1	60,875	2,011.00
< 79,999	2,346.00	2	143,730	4,692.00
< 89,999	2,681.00	1	89,856	2,681.00
< 9,999,999	3,351.00	4	469,761	13,404.00
INST				
< 3,499	1,076.00	1	3,109	1,076.00
EDUC				
< 1,999	272.00	1	1	272.00
< 9,999	1,356.00	2	16,531	2,712.00
< 19,999	2,711.00	1	16,876	2,711.00
		627		997,810.00

MULTI-BLDG TAXES

205

1,061,882.00

LAND	2,563
GVMT	79
CMMN	625
SPEC	42
MISC	3,309

31,950

6,077,940.00

CLASS	RATE	# DF	TAX BASE	TAXES
R RES.	64.00	32,790	39,615	2,535,360.00
		32,790		2,535,360.00

S SPEC./ COMB. USES 215 636,159.00

CLASS	RATE	# DF	TAX BASE	TAXES
COM.				
< 1,999	184.00	125	162,658	23,000.00
< 3,499	368.00	113	298,032	41,584.00
< 4,999	644.00	64	267,681	41,216.00
< 9,999	920.00	73	502,005	67,160.00
< 19,999	1,840.00	42	556,687	77,280.00
< 29,999	3,679.00	11	269,746	40,469.00
< 39,999	5,519.00	22	772,564	121,418.00
< 49,999	7,358.00	7	304,361	51,506.00
< 9,999,999	9,197.00	25	2,656,361	229,925.00
WHSE				
< 1,999	28.00	116	120,213	3,248.00
< 3,499	56.00	92	250,691	5,152.00
< 4,999	98.00	33	135,371	3,234.00
< 9,999	139.00	92	624,046	12,788.00
< 19,999	278.00	52	786,264	14,456.00
< 29,999	556.00	21	508,553	11,676.00
< 39,999	833.00	5	181,976	4,165.00
< 49,999	1,111.00	11	488,990	12,221.00
< 9,999,999	1,389.00	17	1,254,558	23,613.00
INST				
< 1,999	332.00	3	3,781	996.00
< 4,999	1,159.00	2	8,409	2,318.00
< 9,999	1,656.00	2	12,985	3,312.00
< 19,999	3,312.00	3	40,846	9,936.00
< 29,999	6,623.00	1	27,579	6,623.00
< 39,999	9,935.00	1	31,593	9,935.00
< 49,999	13,246.00	1	42,642	13,246.00
< 9,999,999	16,557.00	5	1,094,732	82,785.00
		939		913,262.00

LAND 1,101  
 GVMT 399  
 MISC 105  
 CMMN 294  
 SPEC 3

1,902

35,846 4,084,781.00

9236 30 001 R 352  
 9307 14 001 R 324  
 0202 02 051 R 2,273  
 0203 24 001 R 408

06/29/07 FT. LAUDERDALE FIRE CREATE P#-TAFIREFL

CLASS	RATE	# OF	TAX BASE	TAXES
R RES.	94.00	71,398	92,736	8,717,184.00
		71,398		8,717,184.00
COM.				
< 1,999	156.00	1,155	1,218,109	180,180.00
< 3,499	312.00	636	1,682,192	198,432.00
< 4,999	546.00	309	1,296,087	168,714.00
< 9,999	780.00	387	2,664,385	301,860.00
< 19,999	1,559.00	177	2,396,953	275,943.00
< 29,999	3,118.00	56	1,353,328	174,608.00
< 39,999	4,677.00	24	856,390	112,248.00
< 49,999	6,235.00	30	1,324,629	187,050.00
< 59,999	7,794.00	21	1,134,694	163,674.00
< 69,999	9,353.00	15	967,127	140,295.00
< 79,999	10,911.00	11	818,138	120,021.00
< 89,999	12,470.00	7	580,261	87,290.00
< 99,999	14,029.00	6	569,577	84,174.00
< 9,999,999	15,588.00	29	5,125,065	452,052.00
WHSE				
< 1,999	17.00	167	209,888	2,839.00
< 3,499	34.00	174	456,194	5,916.00
< 4,999	59.00	151	645,179	8,909.00
< 9,999	84.00	231	1,625,787	19,404.00
< 19,999	167.00	141	1,913,591	23,547.00
< 29,999	333.00	42	995,743	13,986.00
< 39,999	499.00	13	426,280	6,487.00
< 49,999	666.00	22	995,081	14,652.00
< 59,999	832.00	9	487,929	7,488.00
< 69,999	998.00	12	773,191	11,976.00
< 79,999	1,164.00	4	307,516	4,656.00
< 89,999	1,331.00	2	175,446	2,662.00
< 99,999	1,497.00	3	285,292	4,491.00
< 9,999,999	1,663.00	6	683,736	9,978.00
INST				
< 1,999	323.00	18	21,374	5,814.00
< 3,499	646.00	15	37,222	9,690.00
< 4,999	1,129.00	2	9,356	2,258.00
< 9,999	1,613.00	10	68,542	16,130.00
< 19,999	3,226.00	7	94,118	22,582.00
< 29,999	6,452.00	1	23,933	6,452.00
< 49,999	12,903.00	4	175,822	51,612.00
< 79,999	22,579.00	1	73,197	22,579.00
		3,898		2,920,649.00
MULTI-BLDG TAXES		870		
LAND		4,208		2,839,239.00
GVMT		1,226		

CMMN  
SPEC  
MISC

145  
10  
440  
6,029  
82,195

14,477,072.00

CLASS	RATE	# OF	TAX BASE	TAXES	#-EX	EX BASE	TOTAL	TOTAL BASE
R RESIDENTIAL	70.00	22,206	25,479	1,783,530.00			22,206	25,479
T MOBILE HOME LOTS	70.00	19	991	69,370.00			19	991
K RACE TRACKS	14,403.75	2	2	28,807.50			2	2
L VACANT LOTS					1,256	1,290	1,256	1,290
A ACREAGE					10	2,742	10	2,742
U RELIGIOUS					28	28	28	28
X GOVERNMENT EXEMPT					106	428,927	106	428,927
C COMMERCIAL	20.86	262	2,432,632	504,895.44	1	1	263	2,432,633
D OFFICE	13.37	73	885,793	117,976.88			73	885,793
W WAREHOUSE-INDUSTRIAL	1.76	188	1,261,044	22,054.56			188	1,261,044
N AMUSEMENT	20.86	14	45,606	9,387.00			14	45,606
I INSTITUTIONAL	52.46	4	143,099	74,965.34	1	5	5	143,104
V COMMON AREAS					53	53	53	53
		22,768		2,610,986.72				

CLASS	RATE	# OF	TAX BASE	TAXES
R RES	109.00	54,238	69,144	7,536,696.00
		54,238		7,536,696.00
S SPEC./ COMB. USES		500		1,236,429.00
COM				
< 1,999	238.00	576	651,358	137,088.00
< 3,499	475.00	348	944,710	165,300.00
< 4,999	831.00	162	676,348	134,622.00
< 9,999	1,187.00	227	1,539,098	269,449.00
< 19,999	2,374.00	67	946,013	159,058.00
< 29,999	4,747.00	19	472,936	90,193.00
< 39,999	7,121.00	14	497,608	99,694.00
< 49,999	9,494.00	10	443,362	94,940.00
< 9,999,999	11,868.00	29	2,619,887	344,172.00
WHSE				
< 1,999	59.00	100	128,673	5,900.00
< 3,499	117.00	121	336,696	14,157.00
< 4,999	204.00	75	310,468	15,300.00
< 9,999	291.00	145	932,200	42,195.00
< 19,999	582.00	49	677,428	28,518.00
< 29,999	1,164.00	9	219,717	10,476.00
< 39,999	1,746.00	3	105,493	5,238.00
< 49,999	2,327.00	2	93,106	4,654.00
< 9,999,999	2,909.00	21	2,063,695	61,089.00
INST				
< 1,999	559.00	14	21,867	7,826.00
< 3,499	1,117.00	6	15,703	6,702.00
< 4,999	1,954.00	2	7,898	3,908.00
< 9,999	2,792.00	6	43,583	16,752.00
< 19,999	5,583.00	2	23,134	11,166.00
< 49,999	22,332.00	1	40,881	22,332.00
< 9,999,999	27,915.00	4	392,761	111,660.00
NURS		2,012		1,862,389.00
LAND		1,682		
GVMT		843		
MISC		182		
CMMN		183		
SPEC		5		
BBCY		28		
		2,923		
		59,673		10,635,514.00

0	CLASS	RATE	# OF	TAX BASE	TAXES
1					
007/06/07	LAUD. BY THE SEA FIRE FILE CREATE		P#-TAFIRELS		
R	RES	260.00	6,102	6,839	1,778,140.00
			6,102		1,778,140.00
0					
S	SPEC./ COMB. USES		28		109,817.00
	COM.				
<	1,999	499.00	8	9,585	3,992.00
<	3,499	998.00	22	59,068	21,956.00
<	4,999	1,745.00	10	45,004	17,450.00
<	9,999	2,493.00	33	217,131	82,269.00
<	19,999	4,986.00	14	204,761	69,804.00
<	29,999	9,971.00	1	26,668	9,971.00
<	39,999	14,956.00	1	30,500	14,956.00
			89		220,398.00
0					
	LAND		91		
	GVMT		9		
	MISC		1		
	SPEC				
	CMMN		30		
-			131		
-			6,350		2,108,355.00



CLASS	RATE	# OF	TAX BASE	TAXES	#-EX	EX BASE	TOTAL	TOTAL BASE
R RESIDENTIAL	149.36	11,866	14,630	2,185,136.80			11,866	14,630
C GENERAL COMMERCIAL	15.90	109	2,130,325	338,721.16			109	2,130,325
W WAREHOUSE / INDUST.	3.77	26	933,270	35,184.14			26	933,270
E MEDICAL	32.34	12	698,705	225,961.13			12	698,705
U ASSEMBLY	61.76	14	142,469	87,988.79			14	142,469
X GOVERNMENT					50	669,695	50	669,695
Z EDUCATIONAL	25.85	6	45,651	11,800.74			6	45,651
Y MISCELLANEOUS					5	67,081	5	67,081
A VACANT LAND	457.81	80	14,464	66,217.24	2	70	82	14,534
V COMMON AREAS					52	4,588	52	4,588

12,113

2,951,010.00

CLASS	RATE	# OF	TAX BASE	TAXES
R RES	143.00	23,195	25,142	3,595,306.00
		23,195		3,595,306.00
S SPEC./ COMB. USES		68		908,352.00
COM:				
< 1,999	272.00	190	198,733	51,680.00
< 3,499	544.00	36	97,437	19,584.00
< 4,999	952.00	16	65,242	15,232.00
< 9,999	1,359.00	31	225,092	42,129.00
< 19,999	2,719.00	23	311,097	62,537.00
< 29,999	5,437.00	19	478,475	103,303.00
< 39,999	8,156.00	10	340,666	81,560.00
< 49,999	10,875.00	4	178,919	43,500.00
< 9,999,999	13,593.00	6	681,456	81,558.00
WHSE				
< 1,999	57.00	3	2,175	171.00
< 4,999	198.00	2	8,550	396.00
< 9,999	283.00	7	50,925	1,981.00
< 19,999	565.00	8	115,657	4,520.00
< 29,999	1,131.00	5	123,457	5,655.00
< 39,999	1,696.00	3	104,164	5,088.00
< 49,999	2,262.00	2	94,625	4,524.00
< 9,999,999	2,827.00	5	433,921	14,135.00
INST				
< 1,999	1,005.00	3	2,164	3,015.00
< 9,999	5,026.00	4	29,540	20,104.00
< 39,999	30,158.00	1	32,360	30,158.00
NURS				
< 3,499	678.00	3	8,642	2,034.00
< 4,999	1,188.00	14	50,950	16,632.00
< 39,999	10,180.00	2	74,354	20,360.00
< 9,999,999	16,966.00	2	459,257	33,932.00
		399		663,788.00
LAND		496		
GVMT		92		
MISC		30		
SPEC				
CMMN		151		
		769		
		24,431		5,167,446.00

CLASS	RATE	# OF	TAX BASE	TAXES
R RES.	61.73	5,264	5,661	349,453.53
		5,264		349,453.53

CDM.	RATE	# OF	TAX BASE	TAXES
< 1,999	97.94	16	21,672	1,567.04
< 3,499	195.88	22	58,461	4,309.36
< 4,999	342.80	13	55,900	4,456.40
< 9,999	489.71	15	100,677	7,345.65
< 19,999	979.42	18	262,498	17,629.56
< 29,999	1,958.85	5	126,268	9,794.25
< 39,999	2,938.27	5	165,251	14,691.35
< 99,999	4,897.12	1	62,135	4,897.12
< 9,999,999	9,794.24	1	185,403	9,794.24

WHSE INST	RATE	# OF	TAX BASE	TAXES
< 3,499	165.41	1	2,464	165.41
		97		74,650.38

LAND 95  
 GVMT 17  
 MISC 15  
 CMMN 20  
 SPEC

147

5,508 424,103.91

CLASS	RATE	# DF	TAX BASE	TAXES	#-EX	EX BASE	TOTAL	TOTAL BASE
R RESIDENTIAL	107.52	35,001	37,609	4,043,719.68	628	630	35,629	38,239
T TRAILER LOTS	69.12	493	516	35,665.92			493	516
C COMMERCIAL	24.96	287	3,942,246	885,177.90			287	3,942,246
W WAREHOUSE	4.80	79	3,223,828	128,338.09			79	3,223,828
I INSTITUTIONAL	23.04	4	109,265	25,174.66			4	109,265
L VACANT LAND					2,214	82,437	2,214	82,437
X GVMT. EXEMPT					521	296,183	521	296,183
Y MISC. EXEMPT					51	16,779	51	16,779
S SPEC/COMB USES		75	4,712,890	631,345.35	48	8,416	123	4,721,306
V COMMON AREAS					795	795	795	795

35,939

5,749,421.60

CLASS	RATE	# OF	TAX BASE	TAXES
R RES	186.00	9,304	9,626	1,790,436.00
F M/FI	195.00	1,328	4,028	785,460.00
		10,632		2,575,896.00

S SPEC./ COMB. USES 4 134,180.10

COM.	RATE	# OF	TAX BASE	TAXES
< 1,999	436.00	6	8,614	2,616.00
< 3,499	872.00	24	64,009	20,928.00
< 4,999	1,525.00	8	33,426	12,200.00
< 9,999	2,179.00	17	120,374	37,043.00
< 19,999	4,358.00	12	182,965	52,296.00
< 29,999	8,716.00	7	154,085	61,012.00
< 39,999	13,074.00	4	133,832	52,296.00
< 49,999	17,432.00	3	127,934	52,296.00
< 9,999,999	21,790.00	9	900,786	196,110.00

WHSE	RATE	# OF	TAX BASE	TAXES
< 1,999	75.00	4	1,656	300.00
< 3,499	149.00	1	2,800	149.00
< 4,999	261.00	1	3,648	261.00
< 9,999	373.00	1	8,936	373.00
< 19,999	745.00	2	36,010	1,490.00
< 29,999	1,490.00	2	54,173	2,980.00
< 9,999,999	3,725.00	7	587,413	26,075.00

INST	RATE	# OF	TAX BASE	TAXES
< 3,499	1,084.00	1	2,539	1,084.00
< 4,999	1,897.00	2	8,144	3,794.00
< 9,999	2,711.00	1	5,194	2,711.00
		112		526,014.00

LAND 154  
 GVMT 71  
 EXMP 25  
 CMMN 73  
 SPEC

323

11,071 3,236,090.10

CLASS	RATE	# OF	TAX BASE	TAXES
R RES.	149.00	15,184	18,909	2,817,441.00
		15,184		2,817,441.00

S SPEC./ COMB. USES 298 550,481.33

COM.	RATE	# OF	TAX BASE	TAXES
< 1,999	222.00	225	293,107	49,950.00
< 3,499	444.00	138	365,252	61,272.00
< 4,999	776.00	67	278,100	51,992.00
< 9,999	1,108.00	93	626,627	103,044.00
< 19,999	2,216.00	54	732,320	119,664.00
< 29,999	4,432.00	15	371,019	66,480.00
< 39,999	6,648.00	6	201,234	39,888.00
< 49,999	8,864.00	5	231,666	44,320.00
< 59,999	11,080.00	1	52,770	11,080.00
< 69,999	13,296.00	2	127,051	26,592.00
< 79,999	15,512.00	1	76,911	15,512.00
< 9,999,999	22,159.00	3	371,779	66,477.00

WHSE	RATE	# OF	TAX BASE	TAXES
< 1,999	27.00	120	122,815	3,240.00
< 3,499	54.00	148	413,362	7,992.00
< 4,999	94.00	128	531,143	12,032.00
< 9,999	133.00	182	1,230,214	24,206.00
< 19,999	266.00	68	899,531	18,088.00
< 29,999	532.00	19	442,459	10,108.00
< 39,999	798.00	4	133,828	3,192.00
< 49,999	1,064.00	2	85,954	2,128.00
< 59,999	1,329.00	2	105,409	2,658.00
< 99,999	2,393.00	1	94,659	2,393.00
< 9,999,999	2,658.00	2	329,169	5,316.00

INST	RATE	# OF	TAX BASE	TAXES
< 1,999	392.00	5	6,224	1,960.00
< 3,499	783.00	6	15,777	4,698.00
< 4,999	1,370.00	1	3,862	1,370.00
< 9,999	1,957.00	3	21,704	5,871.00
< 19,999	3,914.00	1	11,681	3,914.00
< 49,999	15,656.00	1	46,084	15,656.00
		1,303		781,093.00

LAND	1,026			
GVMT	203			
MISC	71			
CMMN	33			
SPEC	2			

1,335

18,120 4,149,015.33

	CLASS	RATE	# DF	TAX BASE	TAXES	#-EX	EX BASE	TOTAL	TOTAL BASE
R	RESIDENTIAL	151.00	6,757	7,197	1,086,747.00			6,757	7,197
C	COMMERCIAL	17.00	15	156,637	26,628.29			15	156,637
I	INSTITUTIONAL	12.00							
L	VACANT LAND					1,253	1,253	1,253	1,253
X	GVMT. EXEMPT					253	253	253	253
Y	MISC. EXEMPT					5	39,761	5	39,761
S	SPEC/COMB USES		6		94,130.48				
V	COMMON AREAS					312	312	312	312
			6,778		1,207,505.77				

06/29/07 PEMB. PINES FIRE FILE CREATE

P#-TAFIREPI

CLASS	RATE	# OF	TAX BASE	TAXES	TAXABLE
R RES.	74.98	54,790	60,691	4,550,611.18	
		54,790		4,550,611.18	
S SPEC./ COMB. USES		8		37,816.14	
COM.					
< 1,999	360.00	261	322,991	93,960.00	87,610,560
< 3,499	720.00	126	333,420	90,720.00	74,523,800
< 4,999	1,260.00	57	238,490	71,820.00	54,823,480
< 9,999	1,800.00	84	557,090	151,200.00	129,221,060
< 19,999	3,599.00	46	660,065	165,554.00	115,975,170
< 29,999	7,197.00	17	397,177	122,349.00	50,381,570
< 39,999	10,796.00	15	516,506	161,940.00	71,676,990
< 49,999	14,394.00	15	675,141	215,910.00	89,676,900
< 74,999	17,993.00	21	1,251,531	377,853.00	160,648,270
< 99,999	26,989.00	13	1,118,161	350,857.00	133,676,240
< 124,999	35,985.00	9	988,079	323,865.00	122,065,690
< 149,999	44,981.00	9	1,256,169	404,829.00	124,190,460
< 199,999	53,977.00	5	843,221	269,885.00	80,230,890
< 299,999	71,970.00	5	1,193,707	359,850.00	174,167,320
< 9,999,999	107,954.00	3	1,201,594	323,862.00	67,987,510
WHSE					
< 1,999	130.00	2	1,836	260.00	537,610
< 3,499	259.00	1	2,000	259.00	596,490
< 9,999	646.00	3	24,167	1,938.00	3,424,100
< 19,999	1,291.00	3	38,068	3,873.00	4,709,080
< 29,999	2,581.00	2	47,134	5,162.00	3,362,520
< 39,999	3,872.00	2	74,520	7,744.00	9,297,780
< 49,999	5,162.00	2	87,136	10,324.00	7,475,600
< 74,999	6,453.00	5	288,455	32,265.00	17,961,620
< 99,999	9,679.00	8	735,803	77,432.00	56,348,880
< 124,999	12,905.00	1	104,527	12,905.00	8,296,830
< 9,999,999	38,715.00	1	428,341	38,715.00	14,587,160
INST					
< 1,999	1,818.00	4	4,960	7,272.00	
< 9,999	9,090.00	4	22,760	36,360.00	4,709,960
< 19,999	18,180.00	1	10,315	18,180.00	2,293,590
< 29,999	36,359.00	1	25,353	36,359.00	4,796,740
< 124,999	181,795.00	1	115,344	181,795.00	24,071,400
		727		3,955,297.00	
LAND		392			
GVMT		294			
MISC		50			
CMMN		1,203			
SPEC					
		1,939			
		57,464		8,543,724.32	



CLASS	RATE	# DF	TAX BASE	TAXES	#-EX	EX BASE	TOTAL	TOTAL BASE
R RESIDENTIAL	75.00	44,226	53,472	4,010,400.00			44,226	53,472
C COMMERCIAL	19.00	1,129	7,278,548	1,313,333.58			1,129	7,278,548
W WAREHOUSE	11.00	1,213	15,331,830	1,683,626.78			1,213	15,331,830
I INSTITUTIONAL	24.00	50	995,982	178,112.16			50	995,982
L VACANT LAND					2,995	4,290	2,995	4,290
X GVMT. EXEMPT					762	1,359,739	762	1,359,739
Y MISC. EXEMPT					189	1,337,740	189	1,337,740
S SPEC/COMB USES		565		2,374,726.20	569	18,266,186	569	18,266,186
V COMMON AREAS					205	205	205	205

47,183 9,560,198.72

CLASS	RATE	# DF	TAX BASE	TAXES	#-EX	EX BASE	TOTAL	TOTAL BASE
R RESIDENTIAL	148.00	2,354	2,430	359,640.00			2,354	2,430
L VACANT LOTS	48.00	378	378	18,144.00	25	25	403	403
A ACREAGE	25.87	221	1,057	27,344.59	121	617	342	1,674
C COMMERCIAL	24.00	20	298,993	71,758.32			20	298,993
W WAREHOUSE - INDUSTRIAL	24.00	16	148,898	35,735.52			16	148,898
I INSTITUTIONAL	6.00	21	326,482	19,588.92	1	18,700	22	345,182
V COMMON AREAS					12	12	12	12
X GVMT. EXEMPT					25	33	25	33
Y MISC. EXEMPT					2	10,910	2	10,910
S SPEC / COMB.		2	7,577	3,264.64			2	7,577
		3,198		535,475.99				

CLASS	RATE	# DF	TAX BASE	TAXES
RESIDENTIAL	97.50	33,554	36,864	3,594,240.00
COMMERCIAL				
< 1,999	173.00	157	162,809	27,161.00
< 3,499	346.00	70	190,271	24,220.00
< 4,999	605.00	48	202,038	29,040.00
< 9,999	865.00	66	438,602	57,090.00
< 19,999	1,729.00	49	711,471	84,721.00
< 29,999	3,457.00	23	564,617	79,511.00
< 39,999	5,185.00	9	308,497	46,665.00
< 49,999	6,913.00	13	593,491	89,869.00
< 9,999,999	8,641.00	69	8,648,343	596,229.00
WAREHOUSE				
< 1,999	42.00	93	99,933	3,906.00
< 3,499	84.00	87	220,588	7,308.00
< 4,999	147.00	53	202,107	7,791.00
< 9,999	209.00	21	141,493	4,389.00
< 19,999	418.00	24	358,418	10,032.00
< 29,999	836.00	16	382,419	13,376.00
< 39,999	1,253.00	12	404,160	15,036.00
< 49,999	1,671.00	8	360,428	13,368.00
< 9,999,999	2,089.00	31	3,045,696	64,759.00
INSTITUTIONAL				
< 3,499	588.00	1	2,164	588.00
< 4,999	1,028.00	2	8,336	2,056.00
< 9,999	1,469.00	5	33,906	7,345.00
< 19,999	2,937.00	1	10,174	2,937.00
< 39,999	8,810.00	3	115,033	26,430.00
< 9,999,999	14,683.00	5	507,577	73,415.00
NURSING HOME				

34,420

4,881,482.00

CLASS	RATE	# OF	TAX BASE	TAXES
R RES.	141.00	30,187	32,257	4,548,237.00
		30,187		4,548,237.00

S SPEC./ COMB. USES 42 1,015,829.00

CLASS	RATE	# OF	TAX BASE	TAXES
COM.				
< 1,999	649.00	90	95,205	58,410.00
< 3,499	1,298.00	30	84,286	38,940.00
< 4,999	2,271.00	23	94,621	52,233.00
< 9,999	3,244.00	35	250,466	113,540.00
< 19,999	6,488.00	45	648,957	291,960.00
< 29,999	12,975.00	9	204,900	116,775.00
< 39,999	19,463.00	9	298,924	175,167.00
< 49,999	25,950.00	9	398,763	233,550.00
< 9,999,999	32,438.00	5	383,407	162,190.00
WHSE				
< 3,499	379.00	10	27,637	3,790.00
< 4,999	663.00	2	8,869	1,326.00
< 9,999	947.00	7	47,860	6,629.00
< 19,999	1,893.00	5	75,393	9,465.00
< 29,999	3,786.00	1	28,890	3,786.00
< 39,999	5,678.00	2	73,760	11,356.00
< 49,999	7,571.00	1	49,068	7,571.00
< 9,999,999	9,463.00	5	488,074	47,315.00
INST NURS				
< 29,999	7,071.00	1	23,065	7,071.00
< 39,999	10,606.00	1	34,987	10,606.00
< 49,999	14,141.00	1	44,505	14,141.00
< 9,999,999	17,676.00	4	374,870	70,704.00
		295		1,436,525.00

LAND		286		
GVMT		140		
MISC		27		
CMMN		312		
SPEC				

765

31,289 7,000,591.00

CLASS	RATE	# OF	TAX BASE	TAXES	#-EX	EX BASE	TOTAL	TOTAL BASE
R RESIDENTIAL	196.00	4,165	4,298	842,408.00			4,165	4,298
M MULTI FAMILY	196.00	63	285	55,860.00			63	285
L VACANT LOTS	8.00	468	474	3,792.00	68	78	536	552
A ACREAGE	34.00	1	2	68.00			1	2
O OFFICE	26.00	13	29,713	7,725.38			13	29,713
C COMMERCIAL	26.00	158	618,421	160,789.46			158	618,421
W WAREHOUSE-INDUSTRIAL	3.20	184	943,805	30,201.70			184	943,805
I INSTITUTIONAL	14.00	5	7,183	1,005.62	42	346,535	47	353,718
S SPEC / COMB.		1	1	334.32			1	1
TOTALS		5,058	1,604,182	1,102,184.48	110	346,613	5,168	1,950,795

0005 02 080 R 208  
 0005 02 1142 R 300  
 0008 06 135 R 369  
 0017 02 0121 M INVALID CLASS  
 0017 02 036 M INVALID CLASS  
 0018 03 3984 M INVALID CLASS  
 0020 02 0037 M INVALID CLASS  
 0020 04 001 R 372

06/29/07 WESTON FIRE CREATE P#-TAFIREWT

CLASS	RATE	# OF	TAX BASE	TAXES
R RES.	218.14	22,325	23,383	5,100,767.62
		22,325		5,100,767.62

COM.	RATE	# OF	TAX BASE	TAXES
< 1,999	653.94	92	88,540	60,162.48
< 3,499	1,193.33	24	65,732	28,639.92
< 4,999	1,831.62	18	78,614	32,969.16
< 9,999	2,514.97	59	386,818	148,383.23
< 19,999	4,892.31	22	332,048	107,630.82
< 29,999	9,067.53	8	191,287	72,540.24
< 39,999	13,263.30	11	385,787	145,896.30
< 49,999	17,341.68	4	168,753	69,366.72
< 74,999	21,269.29	6	377,180	127,615.74
< 99,999	31,578.62	5	481,284	157,893.10
< 124,999	39,529.11	1	120,850	39,529.11
< 149,999	48,935.18	2	289,403	97,870.36

WHSE	RATE	# OF	TAX BASE	TAXES
< 1,999	364.23	38	55,613	13,840.74
< 3,499	613.91	1	3,440	613.91
< 4,999	817.64	5	21,208	4,088.20
< 19,999	1,995.23	1	17,086	1,995.23
< 29,999	3,273.37	10	252,515	32,733.70
< 39,999	4,572.06	1	32,046	4,572.06
< 49,999	5,753.36	3	129,792	17,260.08
< 74,999	6,783.89	3	215,230	20,351.67
< 99,999	9,850.52	2	177,401	19,701.04
< 124,999	10,558.31	3	348,277	31,674.93
< 149,999	12,721.68	4	521,135	50,886.72
< 199,999	15,469.12	5	840,830	77,345.60
< 299,999	18,370.46	4	920,128	73,481.84
		332		1,437,042.90

MULT-BLD / OVERRIDE TAXES	RATE	# OF	TAXES
ACRE		1	81,468.85
LOT		1.38	
GVMT		5.69	
CMMN		4.22	
SPEC		6.88	
MISC		15	
		1,832	

24,490 6,619,279.37

06/29/07 WILTON MANORS FIRE FILE CREATE P#-TAFIREWM

CLASS	RATE	# DF	TAX BASE	TAXES	#-EX	EX BASE	TOTAL	TOTAL BASE
R RESIDENTIAL	111.53	3,088	3,170	353,550.10			3,088	3,170
M MULTI-FAMILY	111.53	1,738	3,000	334,590.00			1,738	3,000
T TRAILER LOTS	111.53	1	71	7,918.63			1	71
L VACANT LOTS					259	259	259	259
A ACREAGE					1	1	1	1
Y MISC. EXEMPT					22	234,168	22	234,168
X GOVERNMENTAL					26	110,856	26	110,856
C COMMERCIAL	16.70	229	957,267	157,798.30			229	957,267
D OFFICE	16.70	39	188,504	31,178.90			39	188,504
W WAREHOUSE	2.10	27	239,174	4,995.90			27	239,174
I INSTITUTIONAL	8.63	2	8,798	750.81			2	8,798
H NURSING HOME	68.88	5	269,335	185,424.96			5	269,335
S SPEC / COMB. USES					1	6,202	1	6,202
V COMMON AREAS					13	13	13	13
		5,129		1,076,207.60				